



Summary report

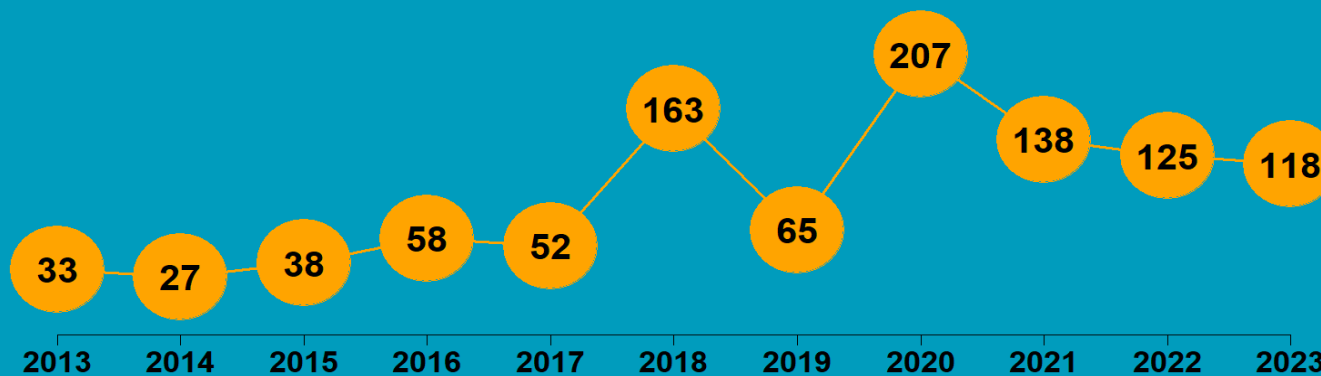
## SOUTHLAND REGION

# 2023

## State of NZ Garden Birds

Te Āhua o ngā Manu o te Kāri i Aotearoa

### NUMBER OF SURVEYED GARDENS





We have estimated how bird counts have changed over the last 10- and 5-year periods in different regions, districts, and neighbourhoods across New Zealand for 14 common garden visitors – five native and nine introduced birds.

Thanks to all our volunteer bird counters, 45,934 garden surveys have been completed nationwide since 2013. We use specialised statistical tools to account for variation in sampling effort between regions, districts, and suburbs over time. We also account for variation in bird counts depending on whether the surveyed gardens were in a rural or urban setting, and whether birds were fed or not. Finally, we correct for the actual number of gardens in each area.

We then classify these changes according to their direction and size (see diagram below) to help us identify changes of potential concern or interest.

# How have bird counts changed?

## Drawing attention to changes in counts that may be of concern or interest




# SOUTHLAND | Fantail | Pīwakawaka

## How have garden bird counts changed in this region?



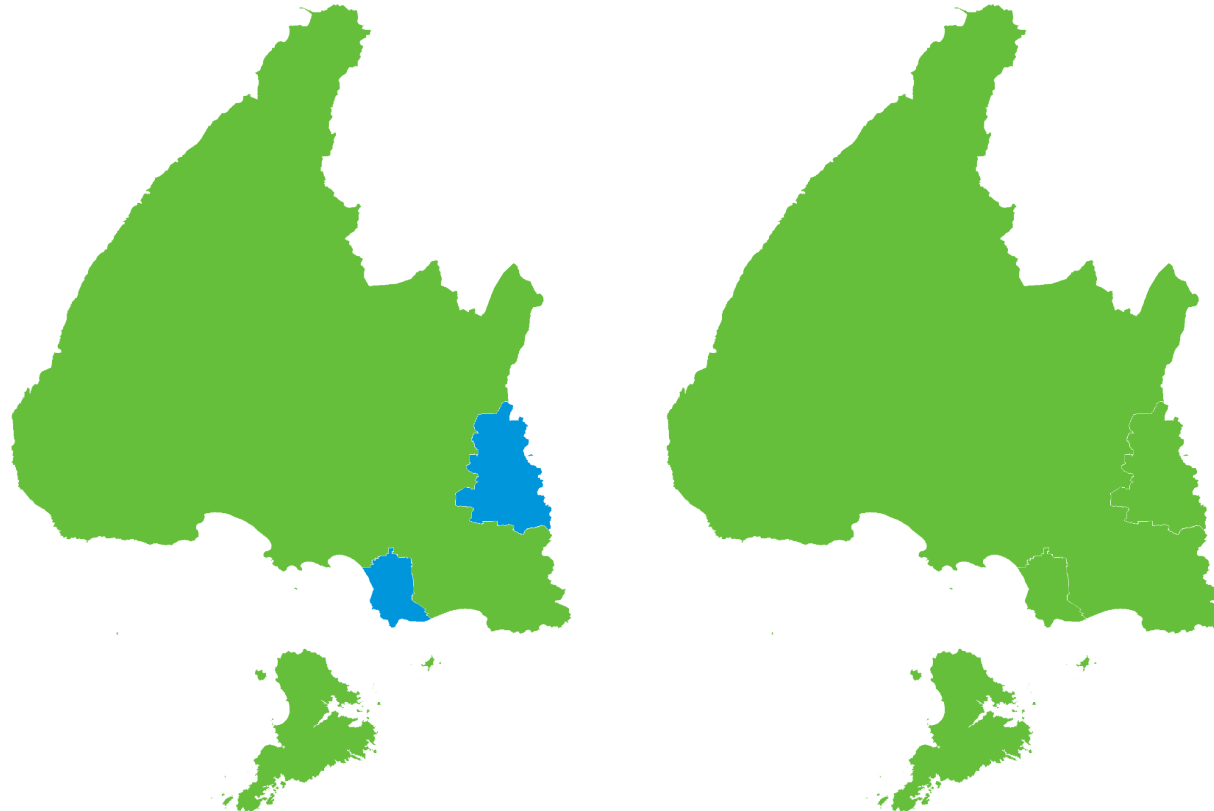
Last 10 years  
2013–23



**MODERATE INCREASE  
REGIONALLY**



**SHALLOW INCREASE  
NATIONALLY**



Last 5 years  
2018–23



**SHALLOW INCREASE  
REGIONALLY**



**SHALLOW INCREASE  
NATIONALLY**

- |                       |                    |
|-----------------------|--------------------|
| ■ Rapid increase      | ■ Shallow decline  |
| ■ Moderate increase   | ■ Moderate decline |
| ■ Shallow increase    | ■ Rapid decline    |
| ■ No or little change |                    |

# SOUTHLAND | House sparrow | Tiu

## How have garden bird counts changed in this region?

Last 10 years  
2013–23



**MODERATE INCREASE  
REGIONALLY**

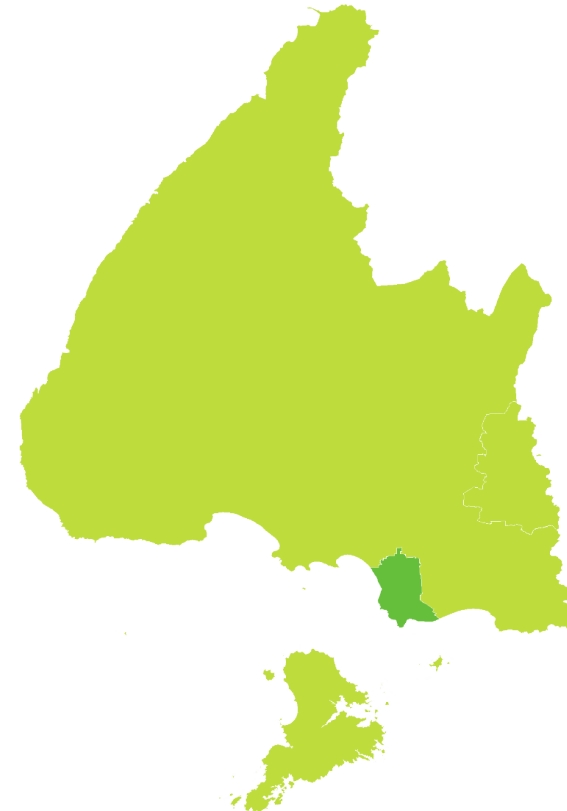


**SHALLOW DECLINE  
NATIONALLY**

Last 5 years  
2018–23



**SHALLOW INCREASE  
REGIONALLY**



**MODERATE DECLINE  
NATIONALLY**


- |                       |                    |
|-----------------------|--------------------|
| ■ Rapid increase      | ■ Shallow decline  |
| ■ Moderate increase   | ■ Moderate decline |
| ■ Shallow increase    | ■ Rapid decline    |
| ■ No or little change |                    |

# SOUTHLAND | Greenfinch


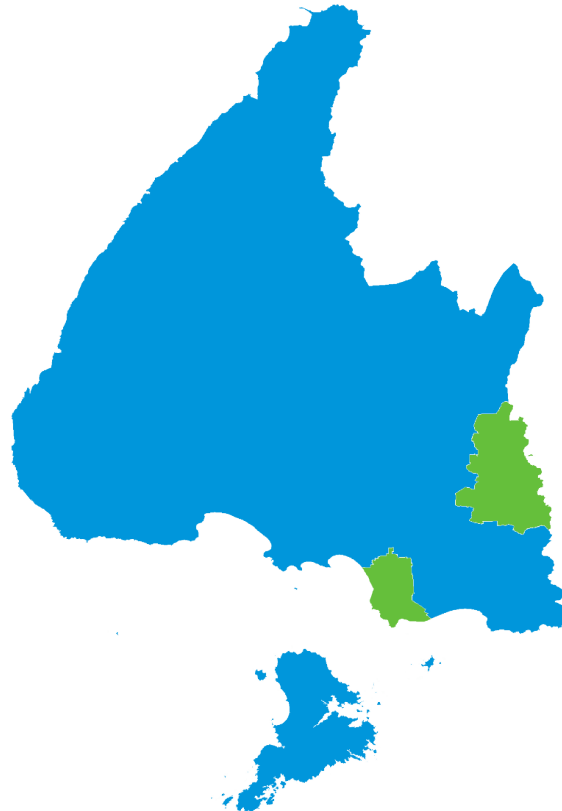
## How have garden bird counts changed in this region?



Last 10 years  
2013–23




SHALLOW INCREASE REGIONALLY


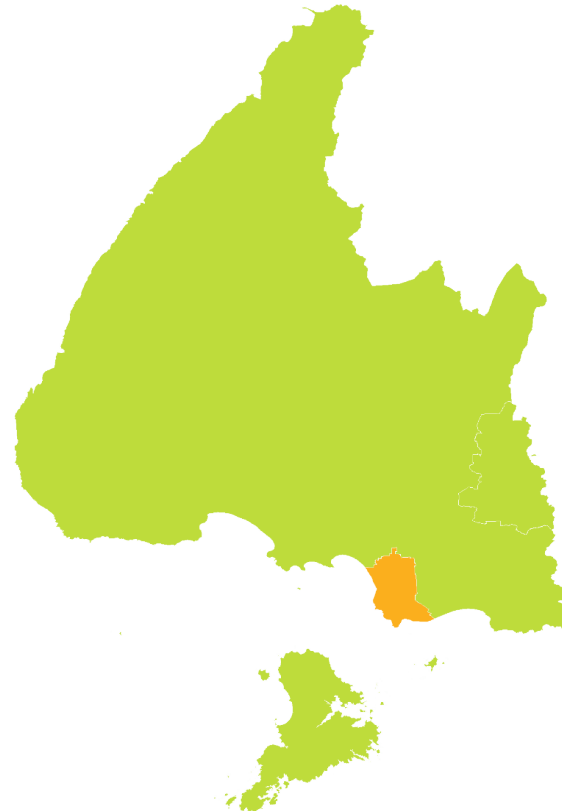


SHALLOW INCREASE NATIONALLY

Last 5 years  
2018–23



LITTLE OR NO CHANGE REGIONALLY



SHALLOW DECLINE NATIONALLY

- |  |   |
|--|---|
| <span style="color: #003366;">■</span> Rapid increase      | <span style="color: #FF9900;">■</span> Shallow decline  |
| <span style="color: #0099CC;">■</span> Moderate increase   | <span style="color: #FF6600;">■</span> Moderate decline |
| <span style="color: #66CC66;">■</span> Shallow increase    | <span style="color: #990000;">■</span> Rapid decline    |
| <span style="color: #99CC66;">■</span> No or little change |   |

# SOUTHLAND | Kererū | Kererū

## How have garden bird counts changed in this region?



Last 10 years  
2013–23



**SHALLOW INCREASE  
REGIONALLY**

**SHALLOW INCREASE  
NATIONALLY**

Last 5 years  
2018–23



**RAPID DECLINE  
REGIONALLY**

**SHALLOW DECLINE  
NATIONALLY**

- Rapid increase
- Moderate increase
- Shallow increase
- No or little change
- Shallow decline
- Moderate decline
- Rapid decline

# SOUTHLAND | Tūī | Kōkō

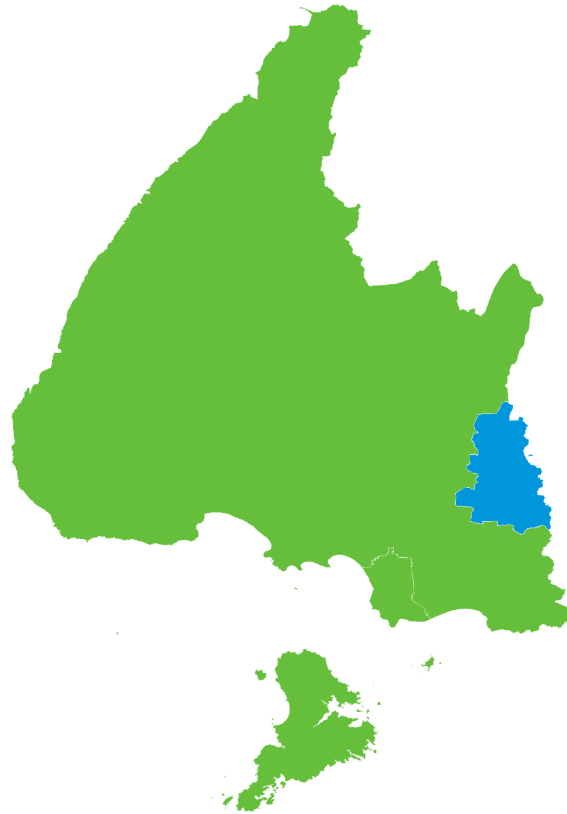
## How have garden bird counts changed in this region?



Last 10 years  
2013–23




SHALLOW INCREASE  
REGIONALLY


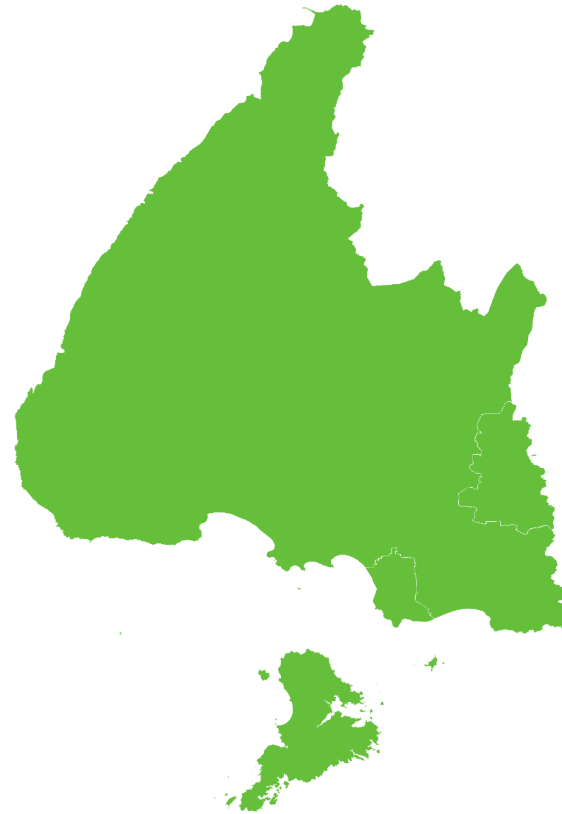


SHALLOW INCREASE  
NATIONALLY

Last 5 years  
2018–23



SHALLOW INCREASE  
REGIONALLY



LITTLE OR NO CHANGE  
NATIONALLY

- |                       |                    |
|-----------------------|--------------------|
| ■ Rapid increase      | ■ Shallow decline  |
| ■ Moderate increase   | ■ Moderate decline |
| ■ Shallow increase    | ■ Rapid decline    |
| ■ No or little change |                    |

# SOUTHLAND | Blackbird | Manu pango

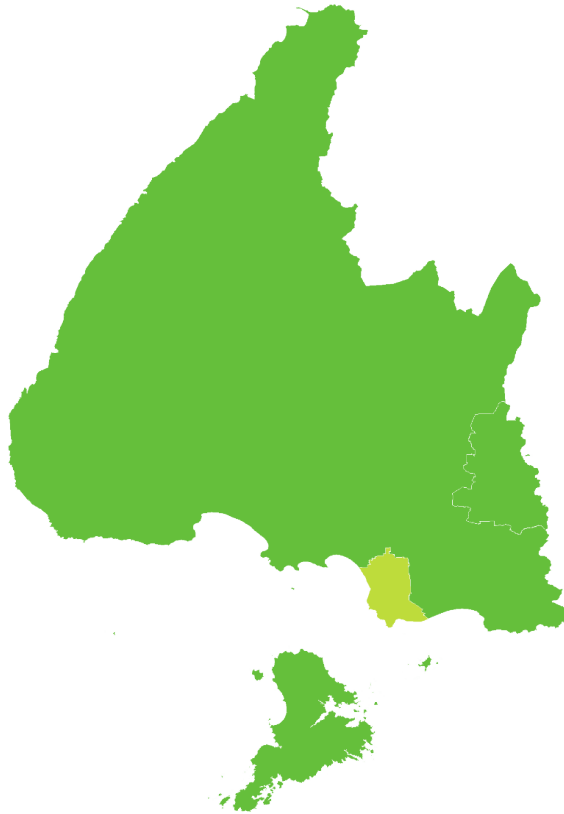
## How have garden bird counts changed in this region?



Last 10 years  
2013–23



SHALLOW INCREASE  
REGIONALLY

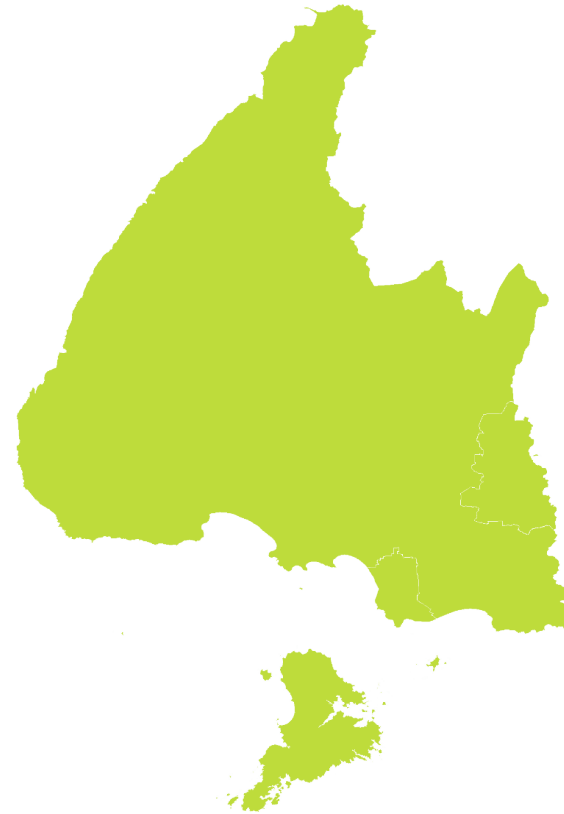


SHALLOW INCREASE  
NATIONALLY

Last 5 years  
2018–23



LITTLE OR NO CHANGE  
REGIONALLY



LITTLE OR NO CHANGE  
NATIONALLY

- |                       |                    |
|-----------------------|--------------------|
| ■ Rapid increase      | ■ Shallow decline  |
| ■ Moderate increase   | ■ Moderate decline |
| ■ Shallow increase    | ■ Rapid decline    |
| ■ No or little change |                    |




# SOUTHLAND | Goldfinch


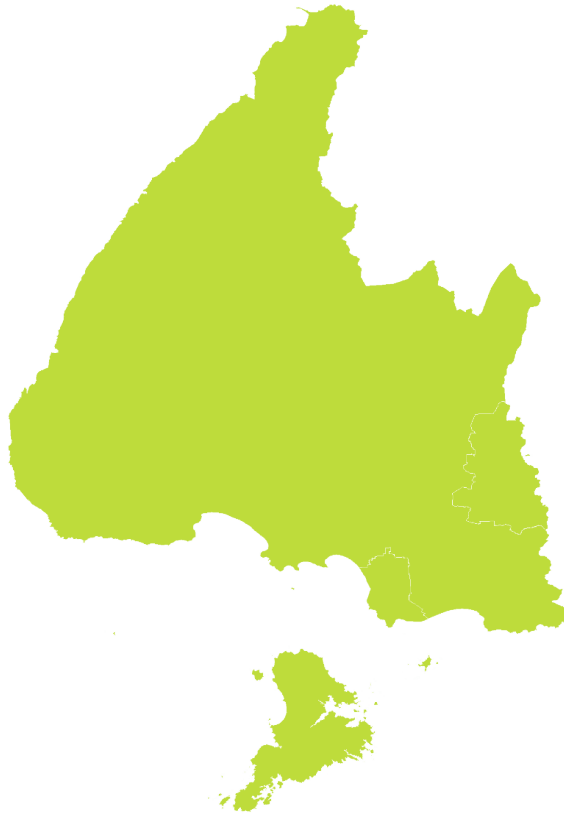
## How have garden bird counts changed in this region?



Last 10 years  
2013–23



LITTLE OR NO CHANGE  
REGIONALLY



SHALLOW DECLINE  
NATIONALLY

Last 5 years  
2018–23



MODERATE DECLINE  
REGIONALLY



RAPID DECLINE  
NATIONALLY

- |                       |                    |
|-----------------------|--------------------|
| ■ Rapid increase      | ■ Shallow decline  |
| ■ Moderate increase   | ■ Moderate decline |
| ■ Shallow increase    | ■ Rapid decline    |
| ■ No or little change |                    |

# SOUTHLAND | Bellbird | Korimako

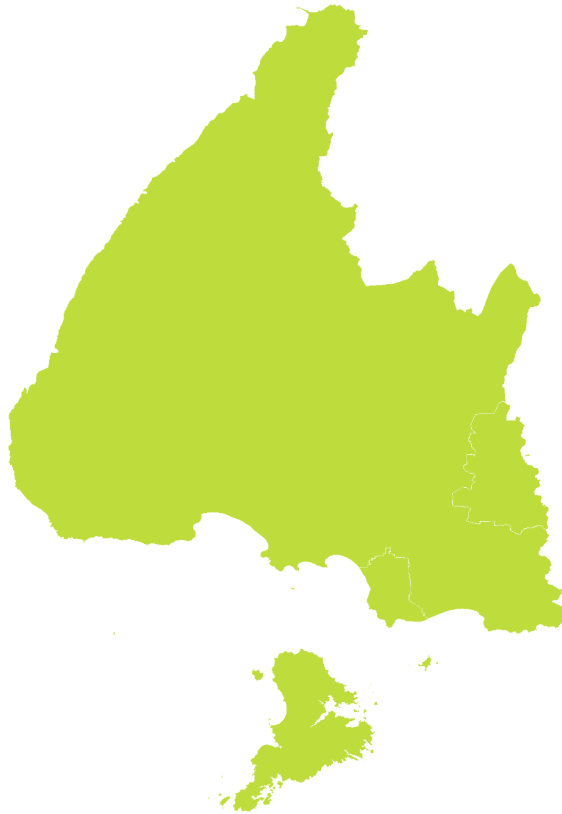
## How have garden bird counts changed in this region?



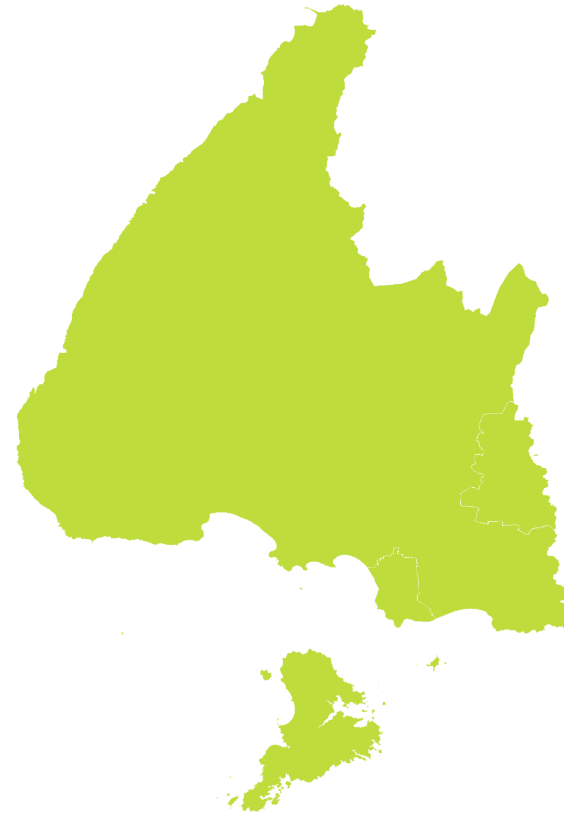
Last 10 years  
2013–23



LITTLE OR NO CHANGE  
REGIONALLY



LITTLE OR NO CHANGE  
NATIONALLY



Last 5 years  
2018–23



LITTLE OR NO CHANGE  
REGIONALLY



LITTLE OR NO CHANGE  
NATIONALLY


- |                       |                    |
|-----------------------|--------------------|
| ■ Rapid increase      | ■ Shallow decline  |
| ■ Moderate increase   | ■ Moderate decline |
| ■ Shallow increase    | ■ Rapid decline    |
| ■ No or little change |                    |

# SOUTHLAND | Silvereye | Tauhou


## How have garden bird counts changed in this region?



Last 10 years  
2013–23




SHALLOW DECLINE  
REGIONALLY




SHALLOW DECLINE  
NATIONALLY



Last 5 years  
2018–23



MODERATE DECLINE  
REGIONALLY



MODERATE DECLINE  
NATIONALLY




- Rapid increase
- Moderate increase
- Shallow increase
- No or little change
- Shallow decline
- Moderate decline
- Rapid decline


# SOUTHLAND | Chaffinch | Pahirini

## How have garden bird counts changed in this region?

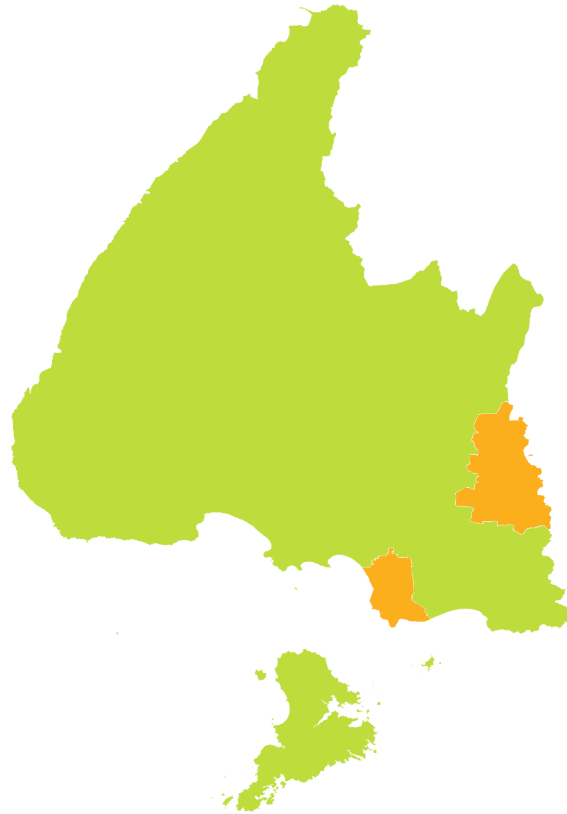
Last 10 years  
2013–23




SHALLOW DECLINE  
REGIONALLY




SHALLOW DECLINE  
NATIONALLY



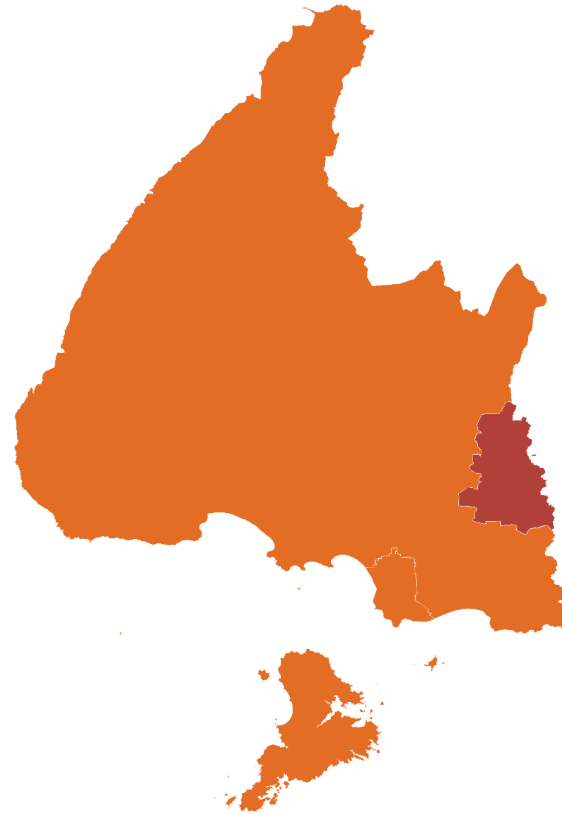
Last 5 years  
2018–23



MODERATE DECLINE  
REGIONALLY



RAPID DECLINE  
NATIONALLY




- |                       |                    |
|-----------------------|--------------------|
| ■ Rapid increase      | ■ Shallow decline  |
| ■ Moderate increase   | ■ Moderate decline |
| ■ Shallow increase    | ■ Rapid decline    |
| ■ No or little change |                    |

# SOUTHLAND | Song thrush


## How have garden bird counts changed in this region?



Last 10 years  
2013–23



SHALLOW DECLINE  
REGIONALLY

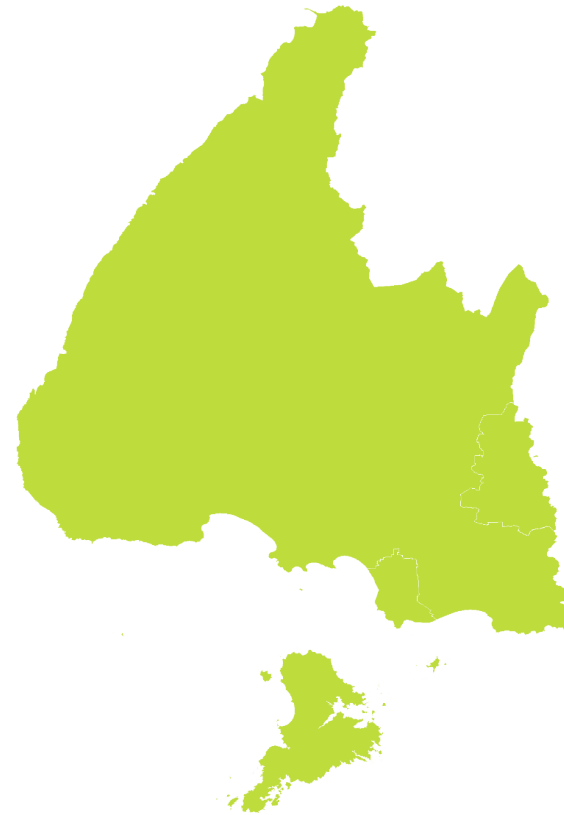


LITTLE OR NO CHANGE  
NATIONALLY

Last 5 years  
2018–23



LITTLE OR NO CHANGE  
REGIONALLY



LITTLE OR NO CHANGE  
NATIONALLY

- |                       |                    |
|-----------------------|--------------------|
| ■ Rapid increase      | ■ Shallow decline  |
| ■ Moderate increase   | ■ Moderate decline |
| ■ Shallow increase    | ■ Rapid decline    |
| ■ No or little change |                    |

# SOUTHLAND | Starling | Tāringi

## How have garden bird counts changed in this region?



Last 10 years  
2013–23



SHALLOW DECLINE REGIONALLY



SHALLOW DECLINE NATIONALLY



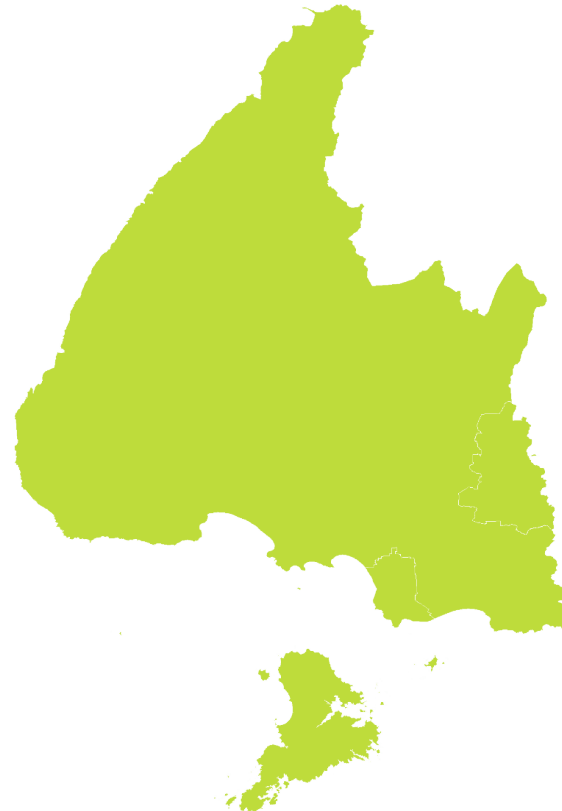
Last 5 years  
2018–23










LITTLE OR NO CHANGE REGIONALLY



LITTLE OR NO CHANGE NATIONALLY




- |   |  |
|---|--|
|  Rapid increase      |  Shallow decline  |
|  Moderate increase   |  Moderate decline |
|  Shallow increase    |  Rapid decline    |
|  No or little change |  |

# SOUTHLAND | Dunnock


## How have garden bird counts changed in this region?




Last 10 years  
2013–23




SHALLOW DECLINE  
REGIONALLY



SHALLOW DECLINE  
NATIONALLY



SHALLOW DECLINE  
REGIONALLY



SHALLOW DECLINE  
NATIONALLY

- Rapid increase
- Moderate increase
- Shallow increase
- No or little change
- Shallow decline
- Moderate decline
- Rapid decline



New Zealand  
**GARDEN  
BIRD  
SURVEY**

**2024**  
29 June to 7 July

**Visit our webpage to learn more:**

<https://gardenbirdsurvey.nz/>

This report should be cited as: Hayman E, Brandt AJ, MacLeod CJ, Howard S, Diprose G, Gormley AM, Spurr EB. 2024.  
State of NZ Garden Birds 2023 | Te Āhua o ngā Manu o te Kāri i Aotearoa.  
Manaaki Whenua – Landcare Research, Lincoln. ISSN 2744-5267.



**Manaaki  
Whenua**  
Landcare  
Research