



Summary report

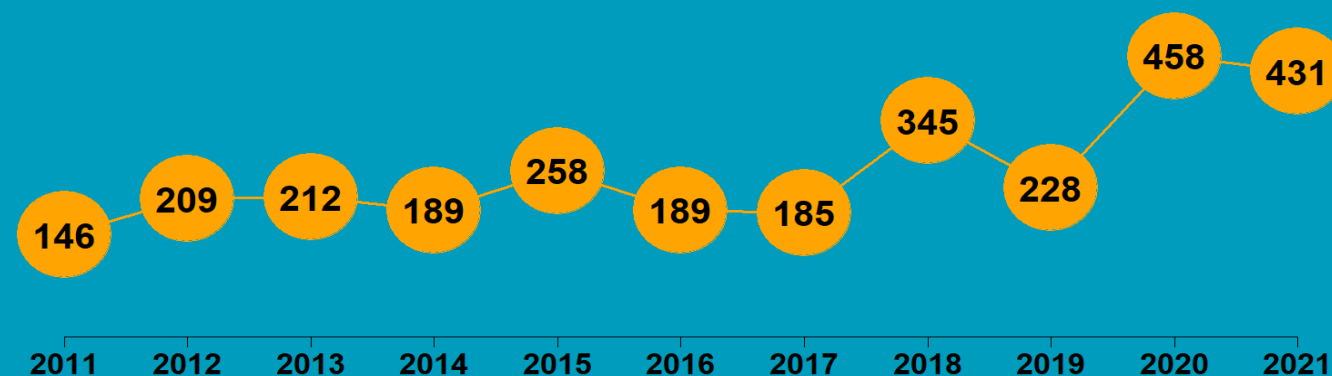
## WAIKATO REGION

# 2021

## State of NZ Garden Birds

Te Āhua o ngā Manu o te Kāri i Aotearoa

### NUMBER OF SURVEYED GARDENS



We have estimated how bird counts have changed over the last 10– and 5–year periods in different regions, districts, and neighbourhoods across New Zealand for 14 common garden visitors – five native and nine introduced birds.

Thanks to all our volunteer bird counters, 41,890 garden surveys have been completed nationwide since 2011. We use specialised statistical tools to account for variation in sampling effort between regions, districts, and suburbs over time. We also account for variation in bird counts depending on whether the surveyed gardens were in a rural or urban setting, and whether birds were fed or not. We also correct for the actual number of gardens in each area.

We then classify these changes according to their direction and size (see diagram below) to help us identify changes of potential concern or interest.

## How have bird counts changed?

### Drawing attention to changes in counts that may be of concern or interest




# WAIKATO | Kererū | Kererū

How have garden bird counts changed in this region?



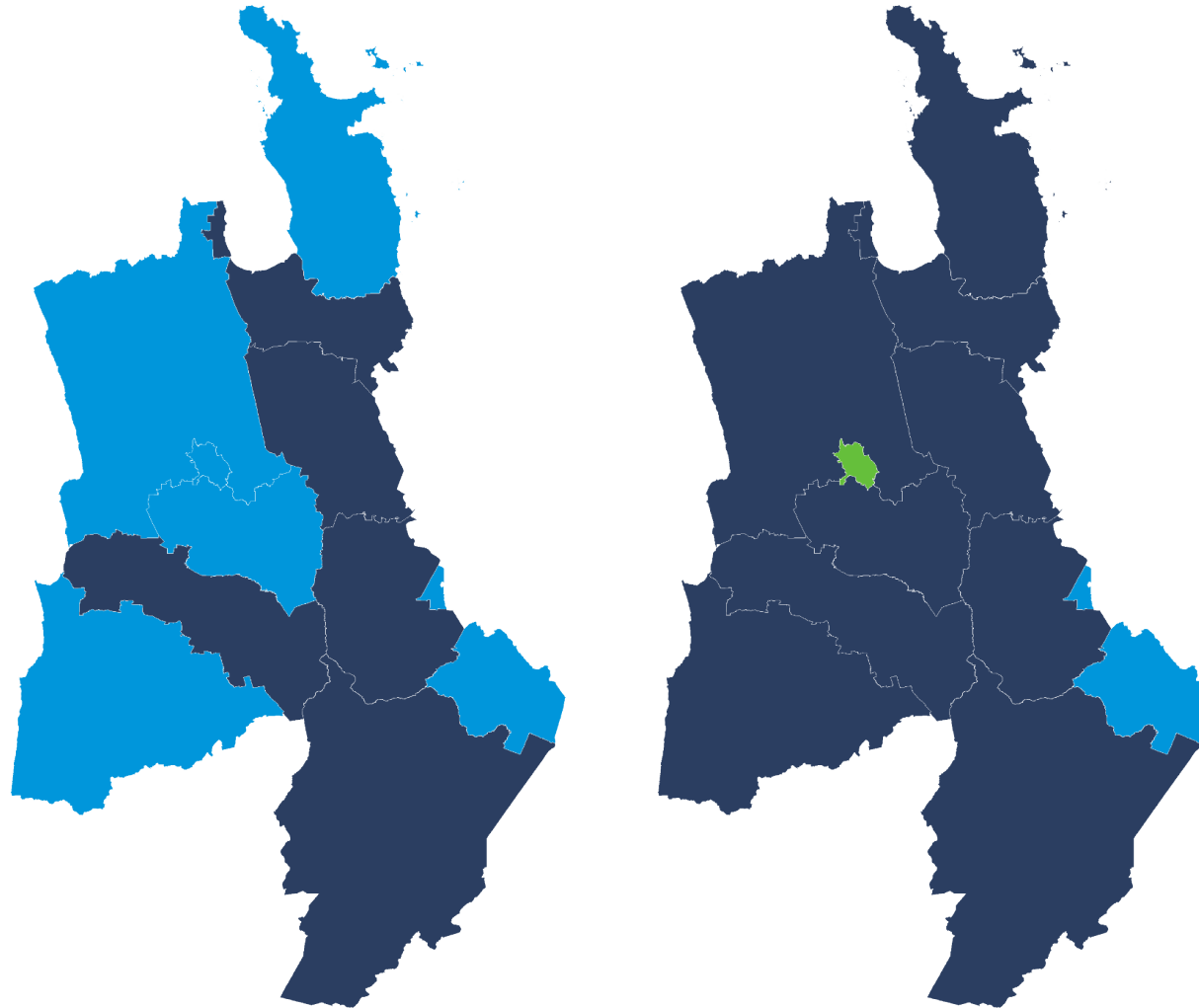
Last 10 years  
2011–21



**MODERATE INCREASE  
REGIONALLY**




**RAPID INCREASE  
NATIONALLY**




- |   |   |
|---|---|
| <span style="color: darkblue;">■</span> Rapid increase        | <span style="color: orange;">■</span> Shallow decline |
| <span style="color: blue;">■</span> Moderate increase         | <span style="color: red;">■</span> Moderate decline   |
| <span style="color: green;">■</span> Shallow increase         | <span style="color: darkred;">■</span> Rapid decline  |
| <span style="color: lightgreen;">■</span> No or little change |   |

Last 5 years  
2016–21



**RAPID INCREASE  
REGIONALLY**




**RAPID INCREASE  
NATIONALLY**

# WAIKATO | Greenfinch


How have garden bird counts changed in this region?



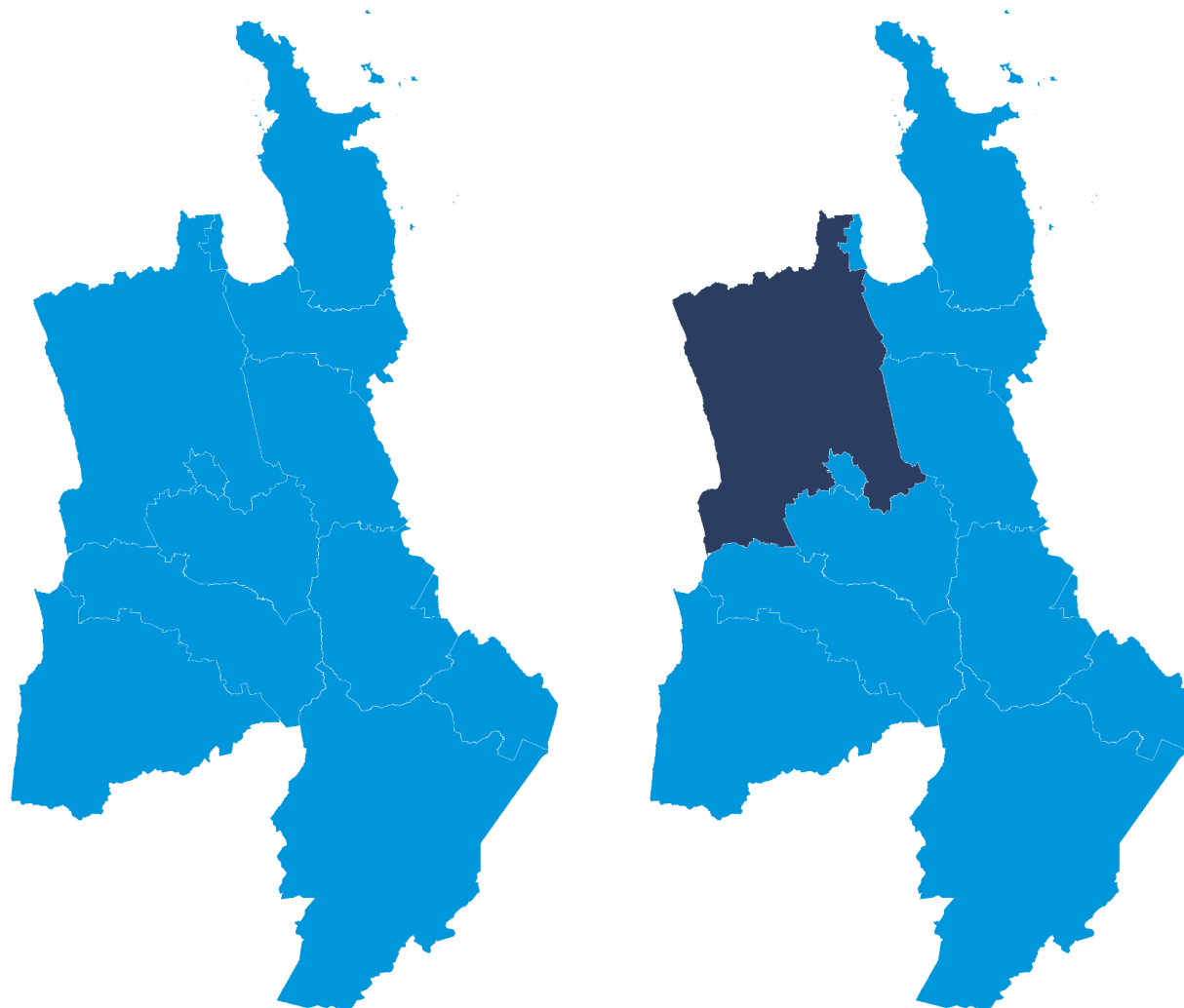
Last 10 years  
2011–21










**MODERATE INCREASE  
REGIONALLY**




**MODERATE INCREASE  
NATIONALLY**




|   |  |
|---|--|
|  Rapid increase      |  Shallow decline  |
|  Moderate increase   |  Moderate decline |
|  Shallow increase    |  Rapid decline    |
|  No or little change |  |

Last 5 years  
2016–21



**MODERATE INCREASE  
REGIONALLY**



**MODERATE INCREASE  
NATIONALLY**

# WAIKATO | Tūī | Kōkō

## How have garden bird counts changed in this region?



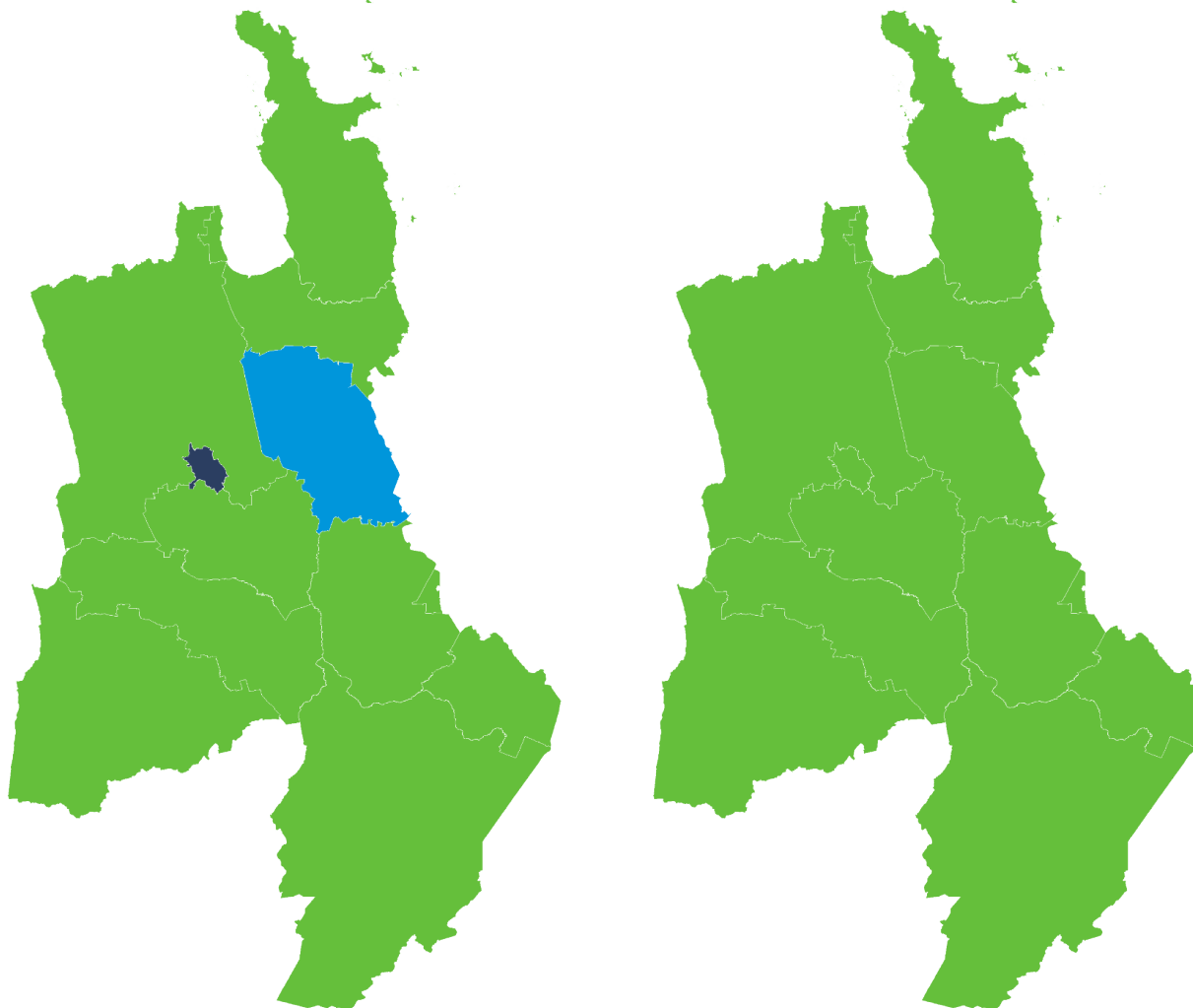
Last 10 years  
 2011–21





SHALLOW INCREASE  
 REGIONALLY



SHALLOW INCREASE  
 NATIONALLY




- |   |  |
|---|--|
|  Rapid increase      |  Shallow decline  |
|  Moderate increase   |  Moderate decline |
|  Shallow increase    |  Rapid decline    |
|  No or little change |  |

Last 5 years  
 2016–21



SHALLOW INCREASE  
 REGIONALLY



SHALLOW INCREASE  
 NATIONALLY

# WAIKATO | Goldfinch

How have garden bird counts changed in this region?



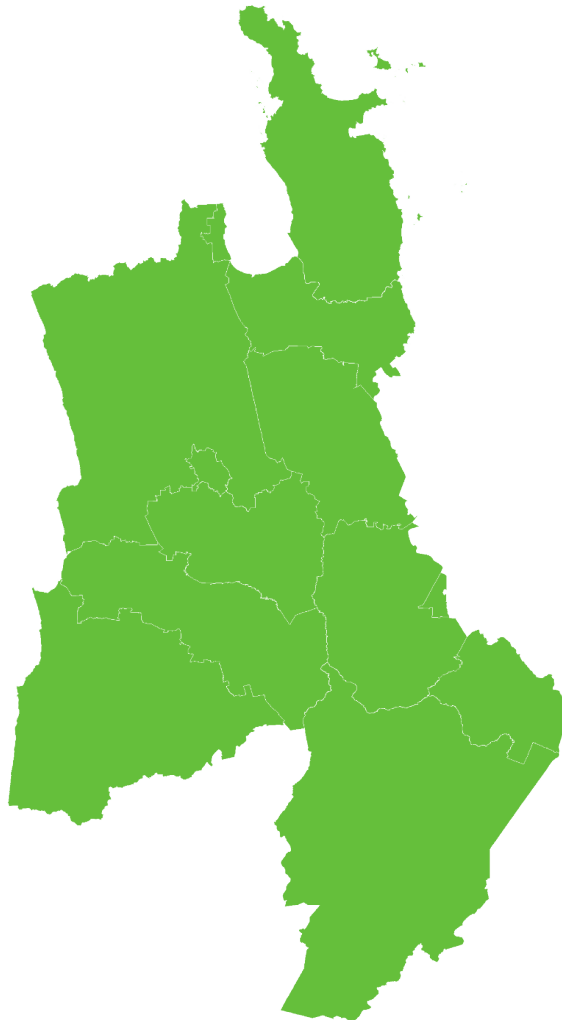
Last 10 years  
 2011–21



SHALLOW INCREASE  
 REGIONALLY



SHALLOW INCREASE  
 NATIONALLY



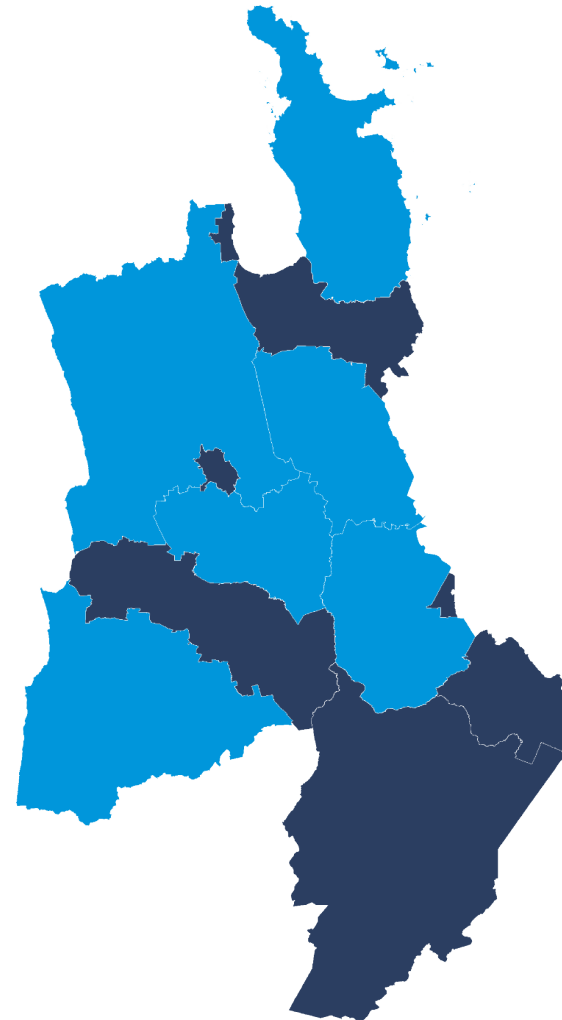
Last 5 years  
 2016–21










MODERATE INCREASE  
 REGIONALLY



RAPID INCREASE  
 NATIONALLY



- |   |  |
|---|--|
|  Rapid increase      |  Shallow decline  |
|  Moderate increase   |  Moderate decline |
|  Shallow increase    |  Rapid decline    |
|  No or little change |  |

# WAIKATO | Blackbird | Manu pango

## How have garden bird counts changed in this region?



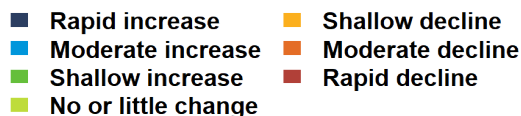
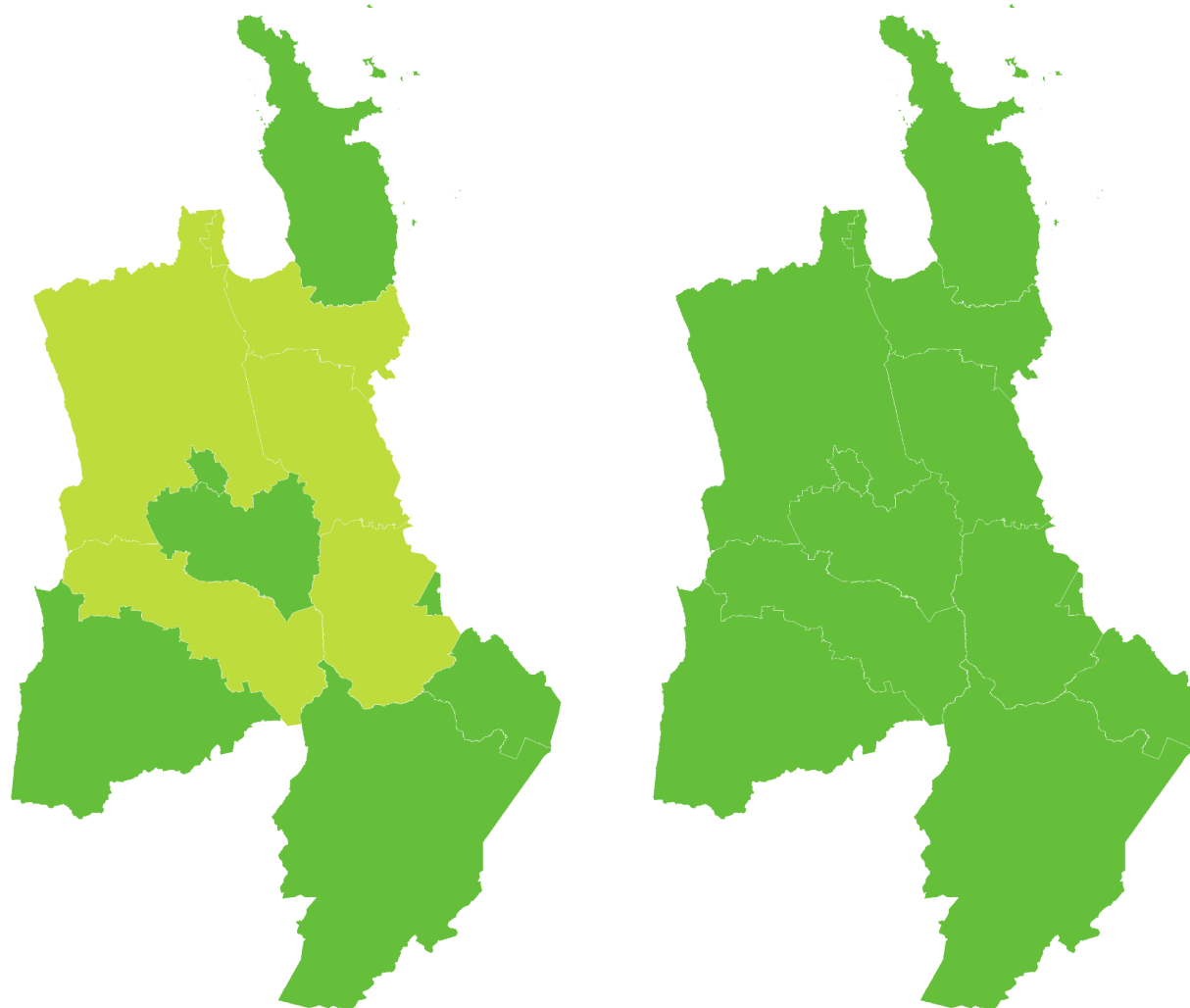
Last 10 years  
 2011–21



SHALLOW INCREASE  
 REGIONALLY



SHALLOW INCREASE  
 NATIONALLY



Last 5 years  
 2016–21



SHALLOW INCREASE  
 REGIONALLY



SHALLOW INCREASE  
 NATIONALLY

# WAIKATO | Fantail | Pīwakawaka

## How have garden bird counts changed in this region?



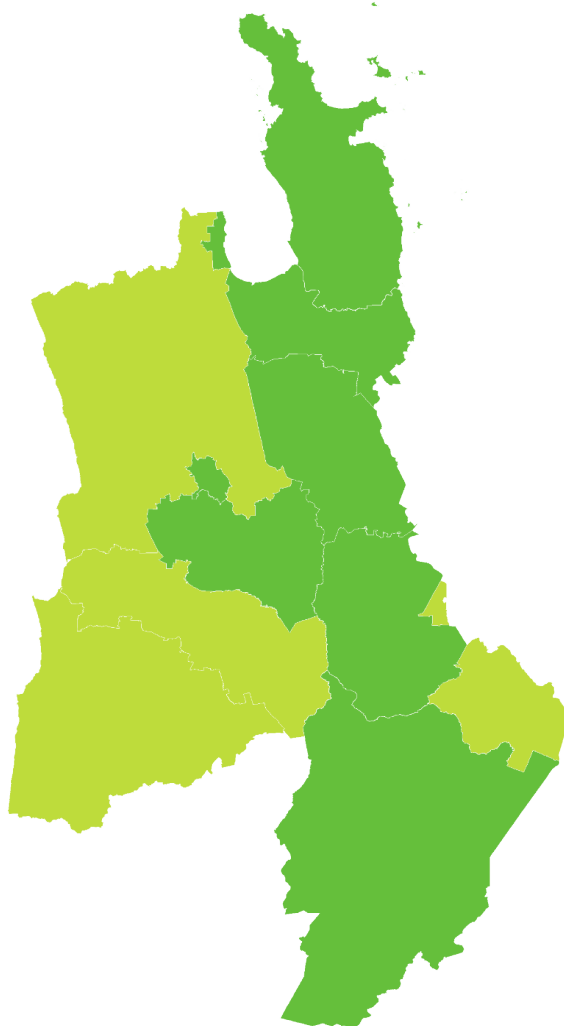
Last 10 years  
 2011–21



SHALLOW INCREASE  
 REGIONALLY




SHALLOW INCREASE  
 NATIONALLY



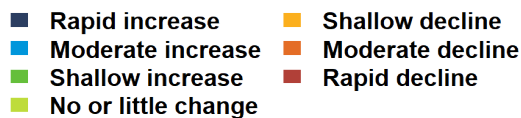
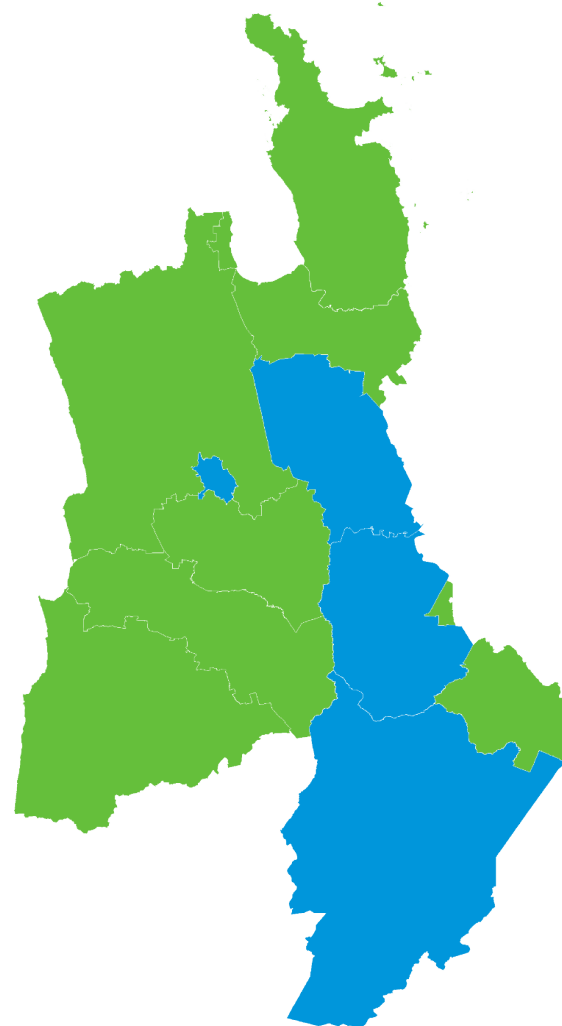
Last 5 years  
 2016–21



SHALLOW INCREASE  
 REGIONALLY



MODERATE INCREASE  
 NATIONALLY





# WAIKATO | Bellbird | Korimako

## How have garden bird counts changed in this region?



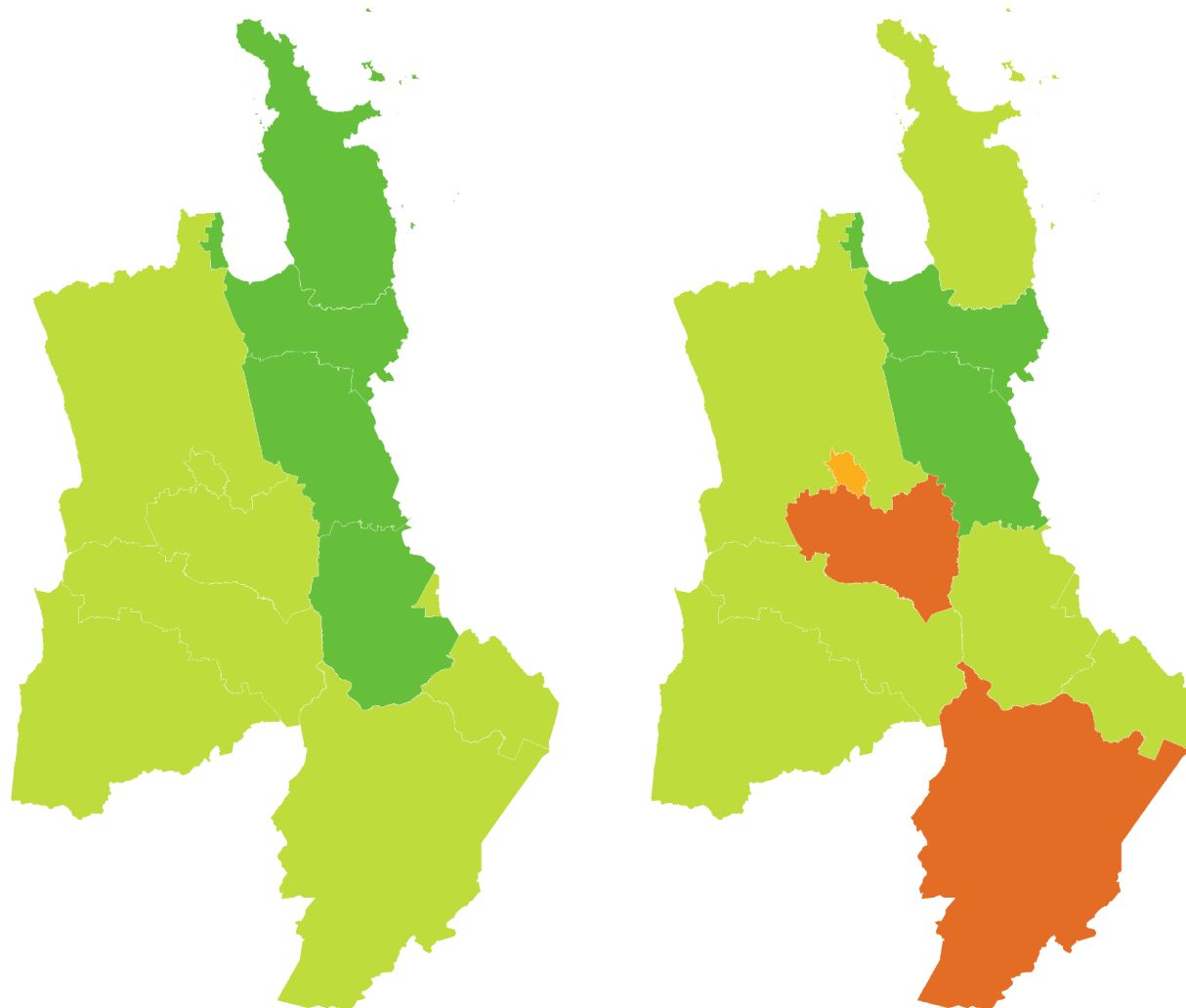
Last 10 years  
 2011–21








LITTLE OR NO CHANGE  
 REGIONALLY



LITTLE OR NO CHANGE  
 NATIONALLY



- |   |  |
|---|--|
|  Rapid increase      |  Shallow decline  |
|  Moderate increase   |  Moderate decline |
|  Shallow increase    |  Rapid decline    |
|  No or little change |  |

Last 5 years  
 2016–21



SHALLOW DECLINE  
 REGIONALLY



LITTLE OR NO CHANGE  
 NATIONALLY

# WAIKATO | House sparrow | Tiu

How have garden bird counts changed in this region?

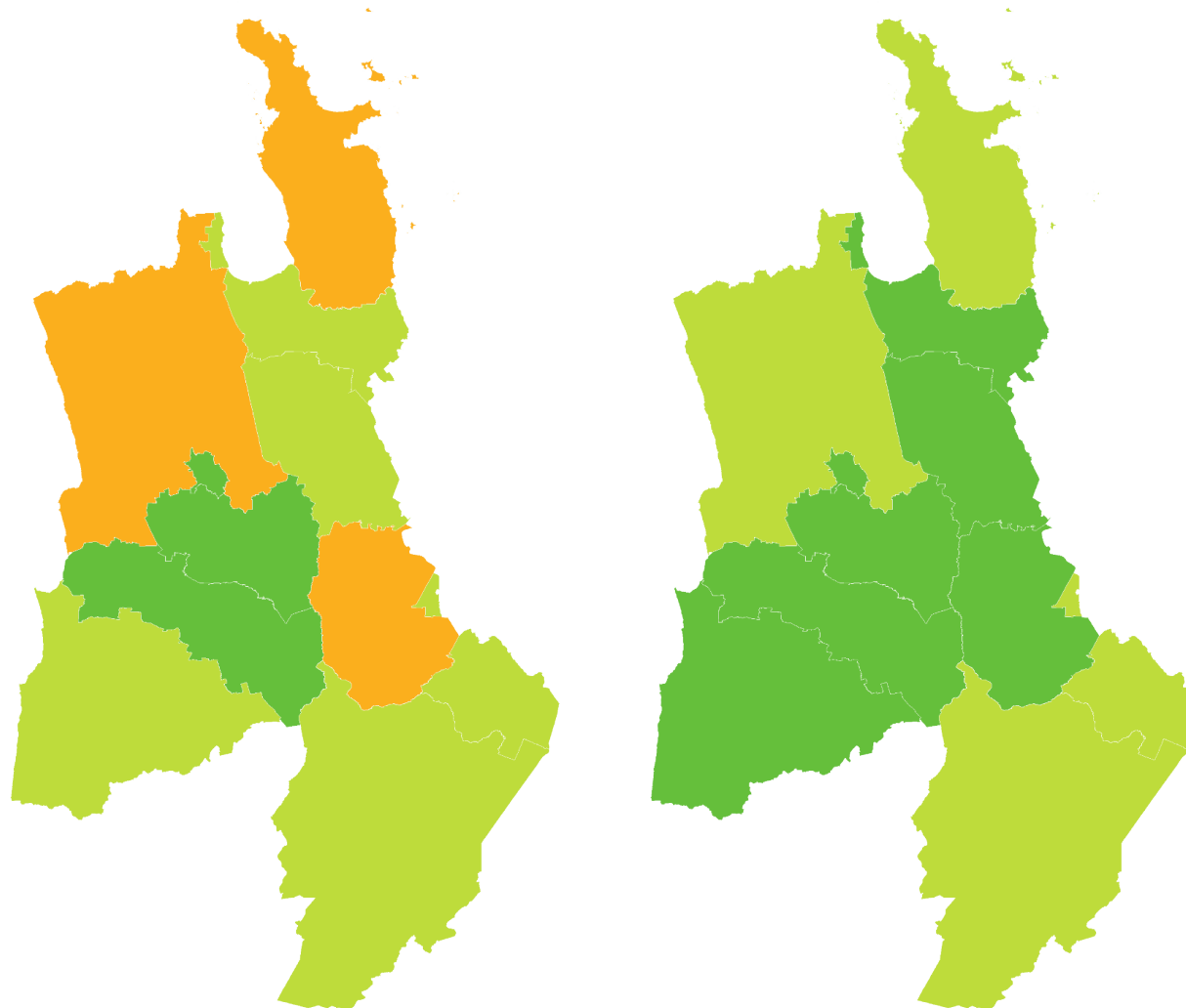
Last 10 years  
 2011–21










LITTLE OR NO CHANGE  
 REGIONALLY



LITTLE OR NO CHANGE  
 NATIONALLY



- |   |  |
|---|--|
|  Rapid increase      |  Shallow decline  |
|  Moderate increase   |  Moderate decline |
|  Shallow increase    |  Rapid decline    |
|  No or little change |  |

Last 5 years  
 2016–21



SHALLOW INCREASE  
 REGIONALLY



LITTLE OR NO CHANGE  
 NATIONALLY

# WAIKATO | Myna | Maina

## How have garden bird counts changed in this region?



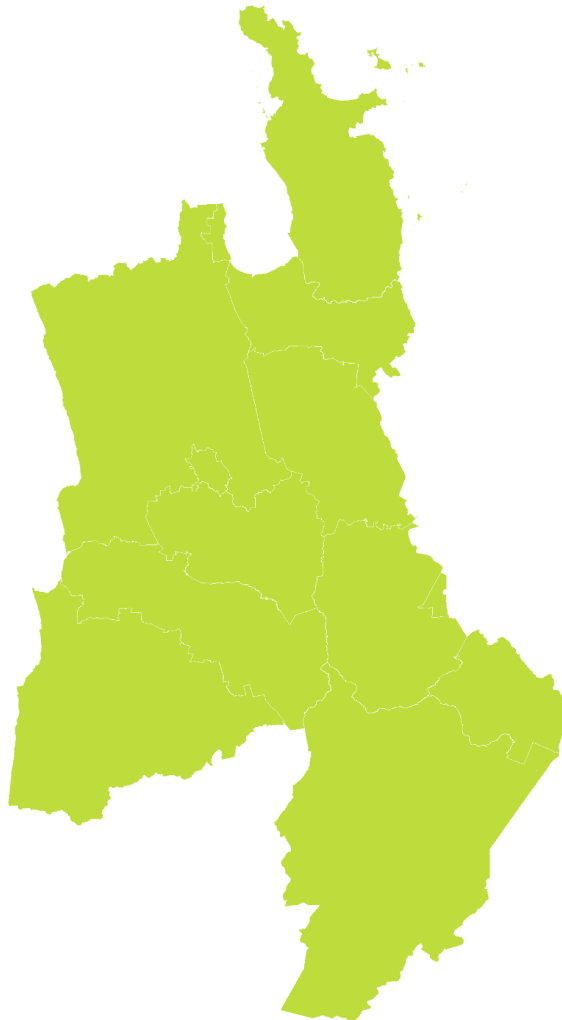
Last 10 years  
 2011–21



LITTLE OR NO CHANGE  
 REGIONALLY



LITTLE OR NO CHANGE  
 NATIONALLY



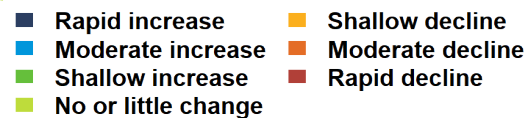
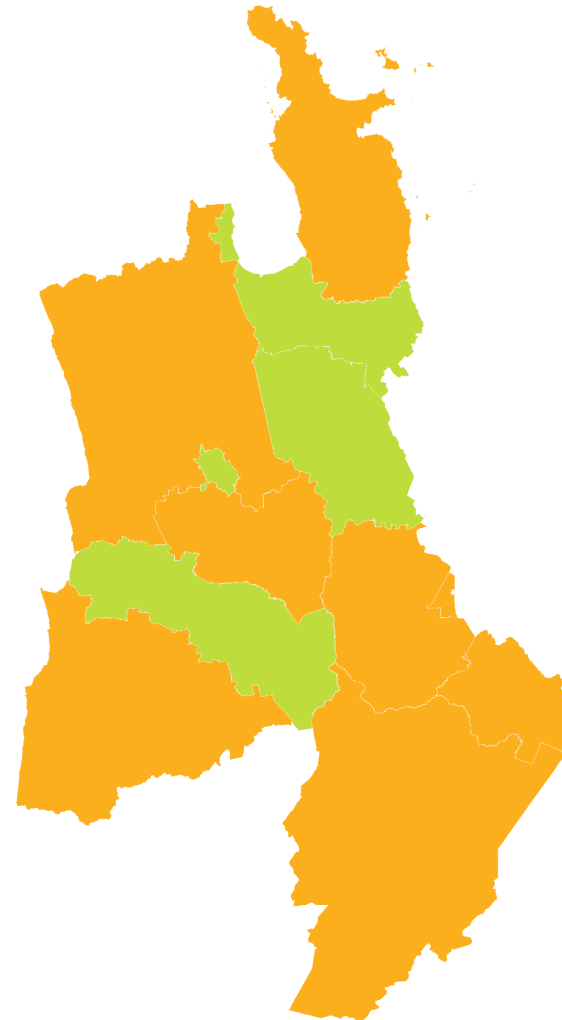
Last 5 years  
 2016–21



SHALLOW DECLINE  
 REGIONALLY



LITTLE OR NO CHANGE  
 NATIONALLY




# WAIKATO | Song thrush

How have garden bird counts changed in this region?



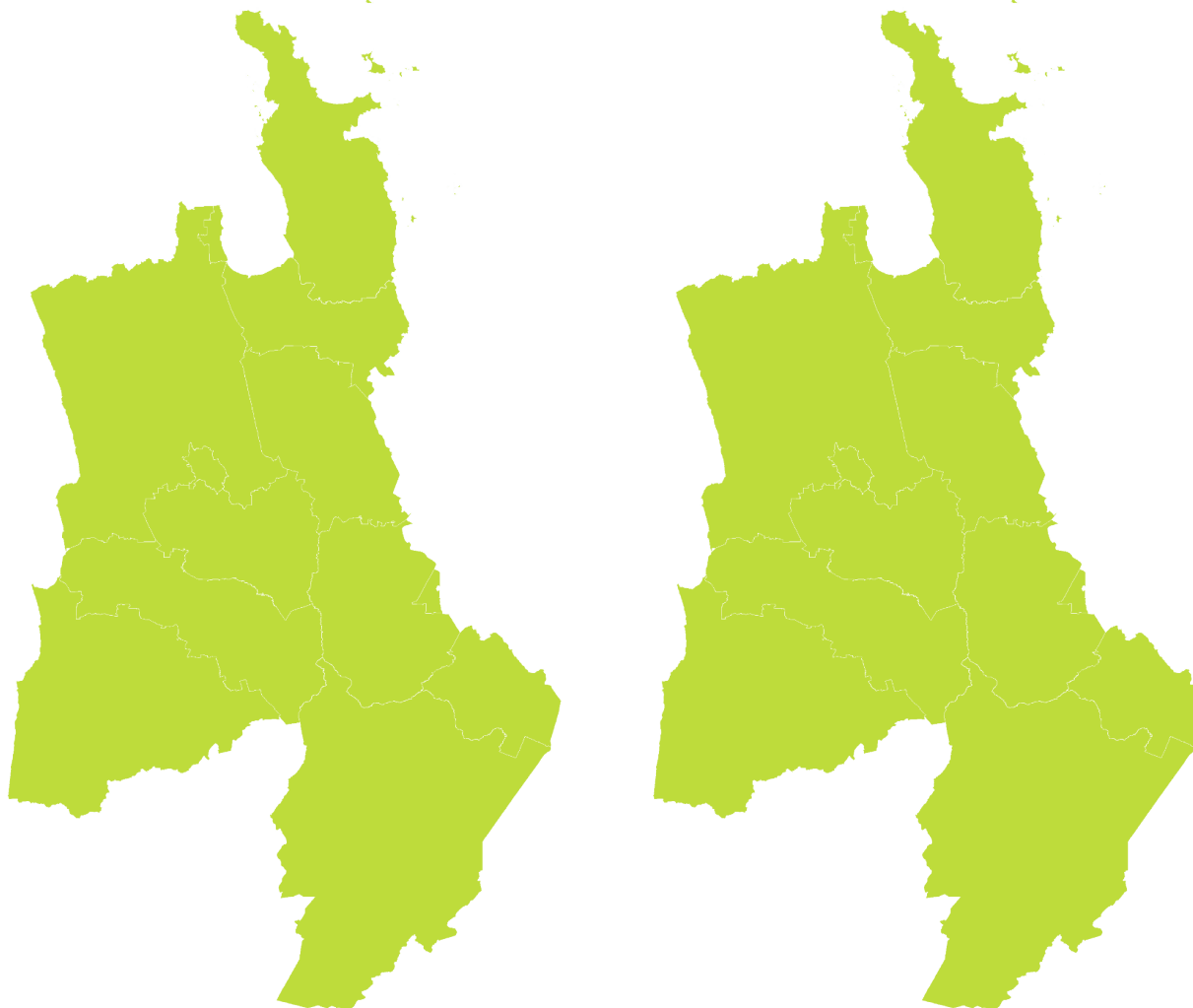
Last 10 years  
2011–21









LITTLE OR NO CHANGE  
REGIONALLY



LITTLE OR NO CHANGE  
NATIONALLY



|   |  |
|---|--|
|  Rapid increase      |  Shallow decline  |
|  Moderate increase   |  Moderate decline |
|  Shallow increase    |  Rapid decline    |
|  No or little change |  |

Last 5 years  
2016–21



LITTLE OR NO CHANGE  
REGIONALLY



LITTLE OR NO CHANGE  
NATIONALLY

# WAIKATO | Chaffinch | Pahirini

## How have garden bird counts changed in this region?



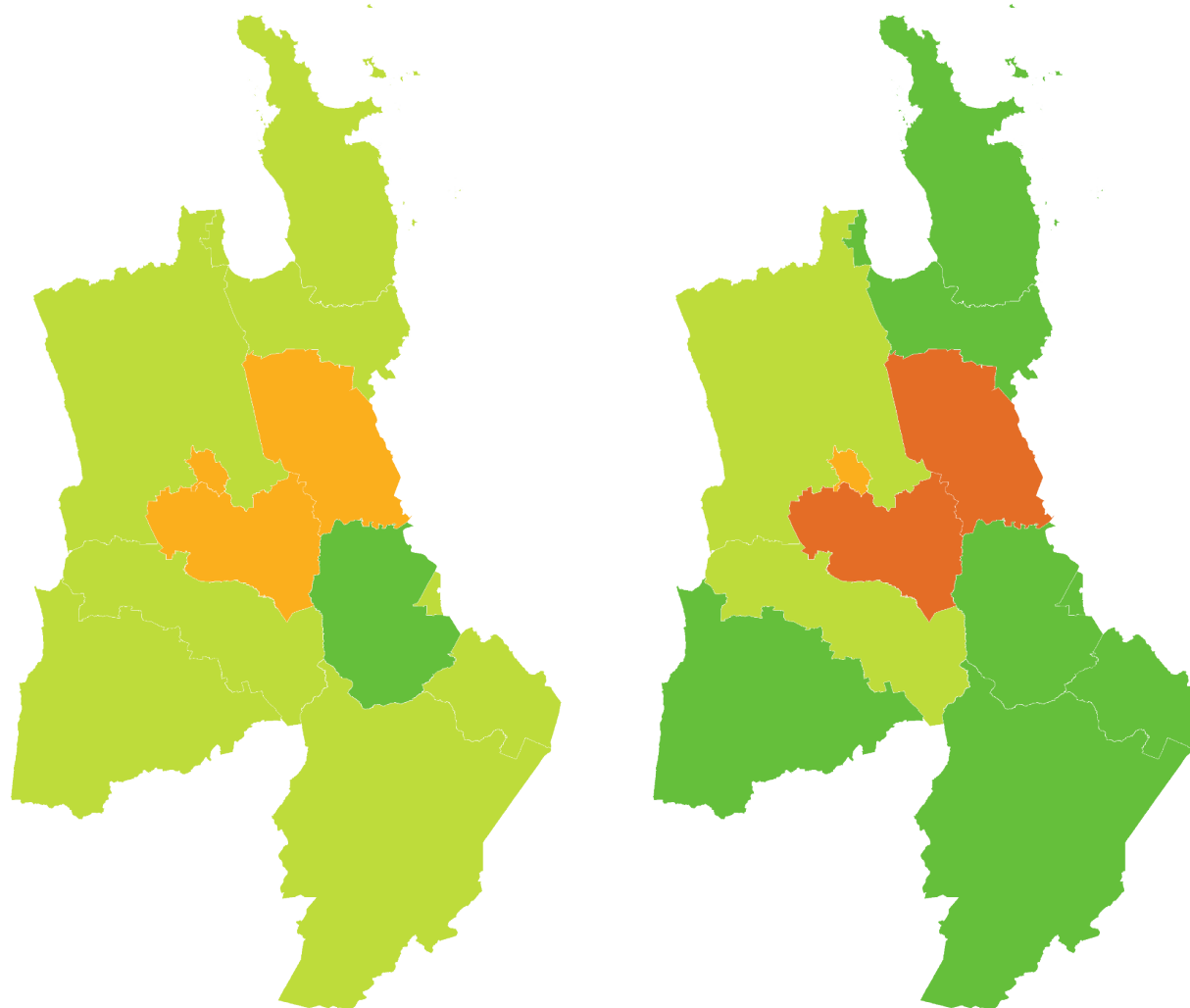
Last 10 years  
 2011–21










LITTLE OR NO CHANGE  
 REGIONALLY



LITTLE OR NO CHANGE  
 NATIONALLY



|   |  |
|---|--|
|  Rapid increase      |  Shallow decline  |
|  Moderate increase   |  Moderate decline |
|  Shallow increase    |  Rapid decline    |
|  No or little change |  |

Last 5 years  
 2016–21



LITTLE OR NO CHANGE  
 REGIONALLY




LITTLE OR NO CHANGE  
 NATIONALLY

# WAIKATO | Dunnock


## How have garden bird counts changed in this region?



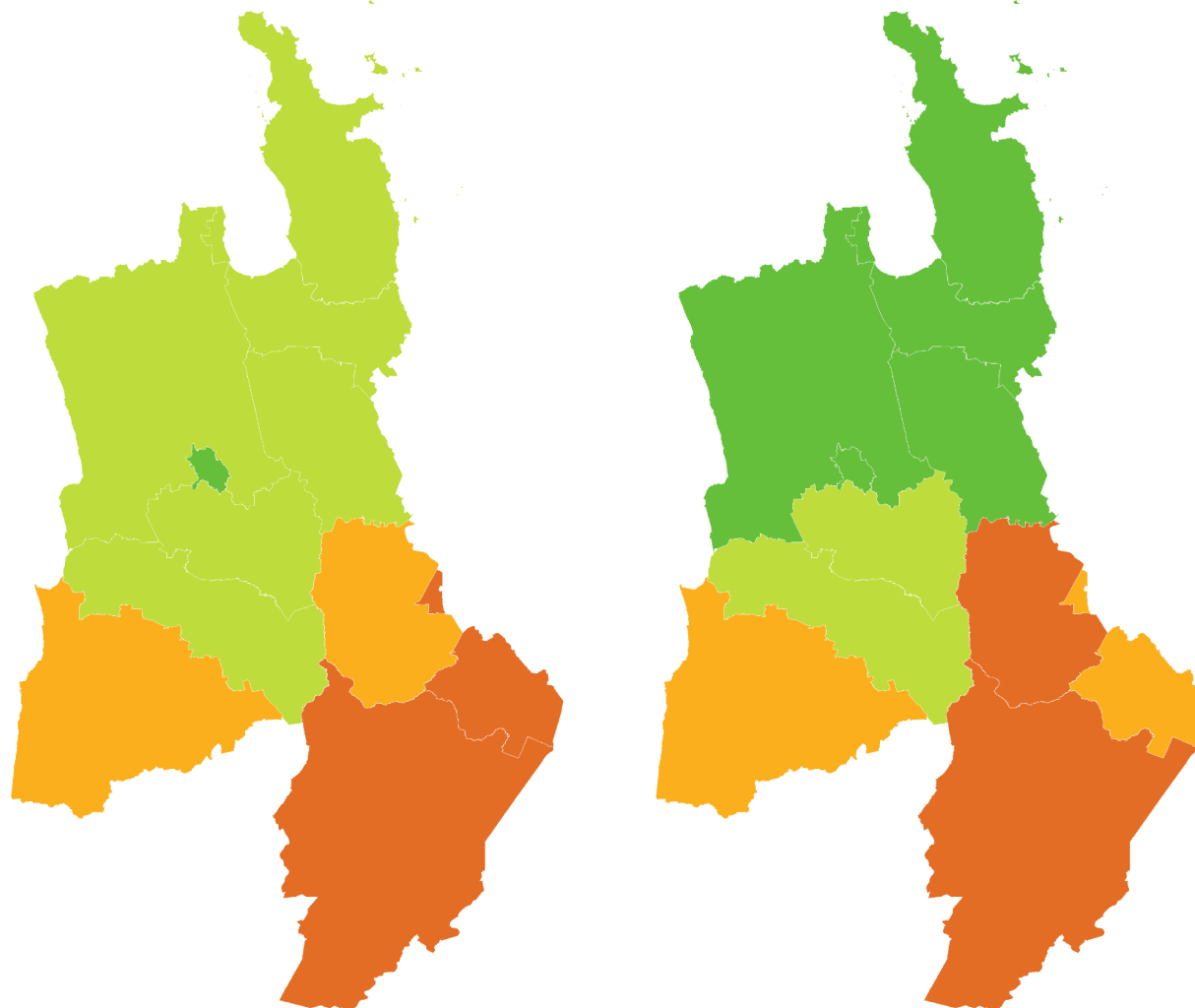
Last 10 years  
 2011–21




SHALLOW DECLINE  
 REGIONALLY




SHALLOW DECLINE  
 NATIONALLY



Last 5 years  
 2016–21



LITTLE OR NO CHANGE  
 REGIONALLY




LITTLE OR NO CHANGE  
 NATIONALLY

# WAIKATO | Silvereye | Tauhou


## How have garden bird counts changed in this region?



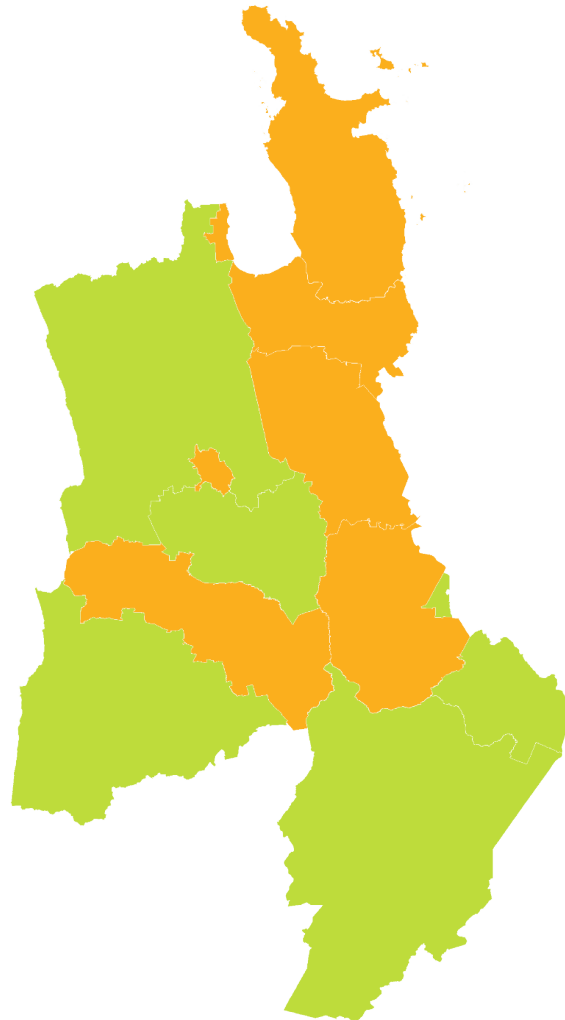
Last 10 years  
 2011–21




SHALLOW DECLINE  
 REGIONALLY




SHALLOW DECLINE  
 NATIONALLY



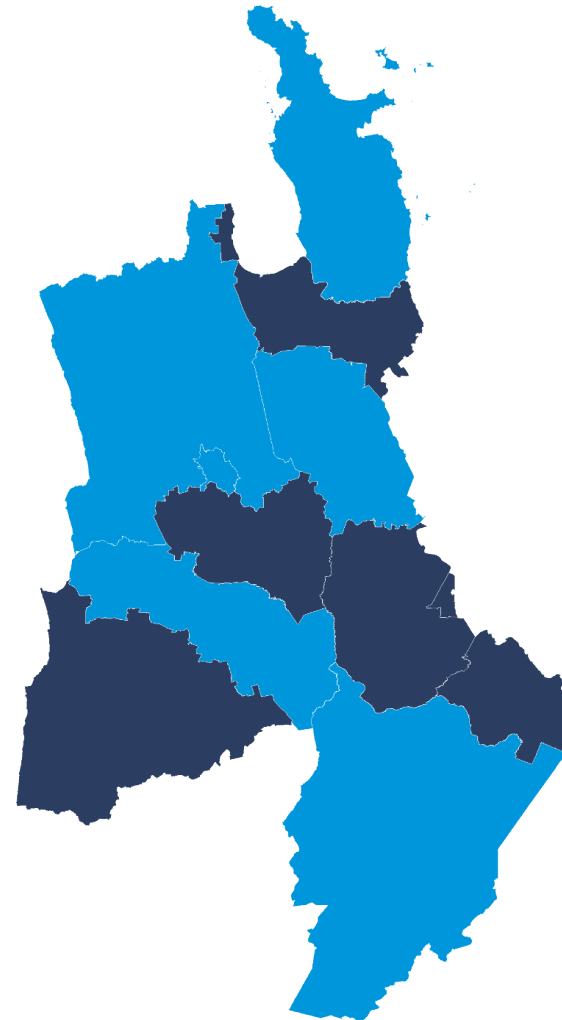
Last 5 years  
 2016–21










MODERATE INCREASE  
 REGIONALLY



MODERATE INCREASE  
 NATIONALLY



- |   |  |
|---|--|
|  Rapid increase      |  Shallow decline  |
|  Moderate increase   |  Moderate decline |
|  Shallow increase    |  Rapid decline    |
|  No or little change |  |

# WAIKATO | Starling | Tāringi

## How have garden bird counts changed in this region?



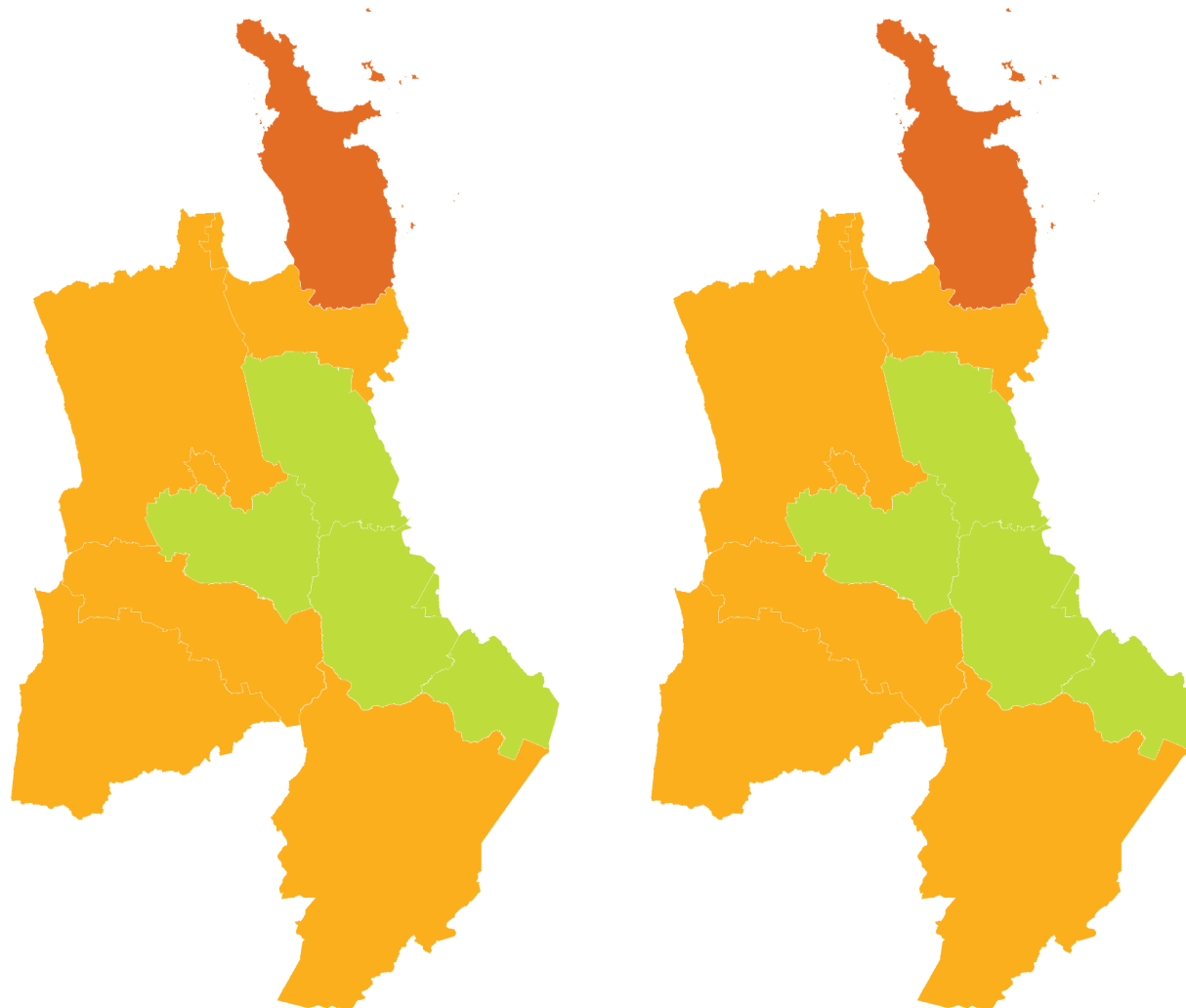
Last 10 years  
 2011–21



SHALLOW DECLINE  
 REGIONALLY



SHALLOW DECLINE  
 NATIONALLY



Last 5 years  
 2016–21



SHALLOW DECLINE  
 REGIONALLY



SHALLOW DECLINE  
 NATIONALLY





# 2022

25 June to 3 July

**Visit our webpage to learn more:**  
[gardenbirdssurvey.landcareresearch.co.nz](https://gardenbirdssurvey.landcareresearch.co.nz)

This report should be cited as: Hayman E, Brandt AJ, MacLeod CJ, Howard S, Gormley AM, Spurr EB. 2021.  
State of NZ Garden Birds 2021 | Te Āhua o ngā Manu o te Kāri i Aotearoa.  
Manaaki Whenua – Landcare Research, Lincoln. ISSN 2744-5267.



**Manaaki  
Whenua**  
Landcare  
Research